








Tomb Raider

Who were the Ancient Egyptians?

Year Four Curriculum Information Terms One and Two

Exciting Visits and Events

- Visit to the City of Bristol Museum to view the Egyptology Area and attend an Egyptian Artefact Workshop. *Monday 28th September*
- Egyptian Day: Dressing up, bread making, reading and writing hieroglyphics, papyrus boat building. *Wednesday 21st October*
- Aesop's Theatre Company - 'The Search for the Lost Tomb'. An exciting, informative and amusing theatre performance on Egyptology for children to watch, enjoy and learn. *In school Wednesday 4th November.*

<p style="text-align: center;">English</p> <p>Reading: weekly guided reading to develop word reading and comprehension, introduction of 'Reading Detectives' to improve inference skills, daily listening to a story and completing a reading record five times a week at home.</p> <p>Writing: learning to plan and draft write, proof-read and edit and publish our writing. Text types: recount (focus on Howard Carter), instructions (mummification), overcoming the monster narrative (Night at the Museum), quest narrative (Egyptian adventure) and poetry (Christmas).</p> <p>SPaG: Begin to use commas for simple embedded clauses, use speech marks to punctuate direct speech, and begin to use a wider range of connectives for different text types. Weekly spelling activities linked with handwriting.</p>	<p style="text-align: center;">Maths</p> <div style="text-align: right;"></div> <p>Number: Counting backwards through zero, including negative numbers, recognising place value in four-digit numbers, rounding numbers to 10, 100 or 1000</p> <p>Measurement: Convert between different units of metric measurement, including money. Finding the area of rectilinear shapes by counting squares, solve problems converting units of time.</p> <p>Geometry: Compare and classify shapes, including quadrilaterals and triangles, complete a simple symmetric figure with respect to a specific line of symmetry.</p>	
<p style="text-align: center;">Science</p> <p>Rocks and Soils</p> <ul style="list-style-type: none"> • Identifying the properties of rocks. • Grouping and comparing rocks. • Uses of rocks. • Fossils • Investigating soil and drainage. <div style="text-align: right;"></div>	<p style="text-align: center;">Computing</p> <p>Comics</p> <ul style="list-style-type: none"> • Using a variety of tools to create a programme • Changing the appearance of text to increase its effectiveness • Recognise that using an algorithm will help to sequence complex problems <div style="text-align: right;"></div>	
<p>Learning Theme (History, Geography, Art, DT, Music)</p> <ul style="list-style-type: none"> • Ancient Egyptian Civilisation (chronology, archaeology and artefacts, Howard Carter, roles in society, Pharaohs and pyramids, gods and goddesses, mummification, understanding the legacy of an ancient civilisation). • Locating and creating a fact file about Egypt and learning about the importance of the River Nile. • Colour mixing inspired by the artist Bridget Riley (focus on Egyptian colours). • Using line and proportion to draw an Egyptian style double portrait. • Research, design, make and evaluate a healthy sandwich. • Using instruments to create a soundscape for crossing the desert and travelling the River Nile. • Learning to play the recorder. <div style="text-align: right;"></div>		
<p style="text-align: center;">R.E. (Religious Education)</p> <ul style="list-style-type: none"> • Judaism: <i>How special is the relationship Jews have with God?</i> • Harvest: <i>Key Stage 2 Harvest Festival</i> • Christianity: <i>What is the most significant part of the nativity story?</i> <div style="text-align: right;"></div>	<p style="text-align: center;">PHSE (Personal Health and Social Education)</p> <ul style="list-style-type: none"> • New Beginnings • Keeping Myself Safe • Getting On and Falling Out • Anti-Bullying Week <div style="text-align: right;"></div>	<p style="text-align: center;">P.E. (Physical Education)</p> <ul style="list-style-type: none"> • Swimming: <i>Friday mornings at Hutton Moor</i> • Dance: <i>Egyptian choreography</i> • Gymnastics: <i>Balancing and movement</i> <div style="text-align: right;"></div>

