

Phonics should be fun and done in short, sharp sessions. Make it fun, be silly and you will get so much out of your child.

If you have any queries about your child or need help yourself learning the terminology in 'Phonics' please come in and see me or any of the LSA's. We will be holding a phonic session after school in term 2.














































I will leave you with a favourite quote of mine.

"The more that you read, the more things you will know. The more that you learn, the more places you'll go."

Dr Seuss, author of The Cat in the Hat

Family Fun with Phonics

This booklet should give you some helpful hints and tips when learning phonics at home.

s 	t 	p 	n 	m 	a 	e 	i 	o 
g 	d 	ck 	r 	h 	u 	ai 	ee 	igh 
b 	f 	l 	j 	v 	oa 	oo 	oo 	ar 
w 	x 	y 	z 	qu 	or 	ur 	ow 	oi 
ch 	sh 	th 	th 	ng 	ear 	air 	ure 	er 

Have fun!

Miss Porter



Phonemes and Graphemes

Phoneme-a sound in a word

s sat	t tap	p pan	n nose	m mat	a ant	e egg	i ink	o otter
g goat	d dog	ck click	r run	h hat	u up	ai rain	ee knee	igh light
b bus	f farm	l lolly	j jam	v van	oa boat	oo cook	oo boot	ar star
w wish	x axe	y yell	z zap	qu quill	or fork	ur burn	ow now	oi boil
ch chin	sh ship	th think	th the	ng sing	ear near	air stair	ure sure	er writer

Grapheme-is a letter or sequence of letters that represent a phoneme

The letter names in cat (c a

t)

Segmenting and Blending

Segmentation means hearing the individual phonemes within a word-for instance the word 'crash' consists of four phonemes: 'c-r-a-sh'. In order to spell this word, your child will need to segment it into component phonemes and choose a grapheme to represent each phoneme.

Blending means merging the individual phonemes word. In order to read an unfamiliar word, your child (sound out) each grapheme, not each letter (e.g. **th**-i-merge the

phonemes together to make a word.



together to pronounce a word. Your child will need to recognise the phonemes (e.g. **n**_not **t-h-i-n**), and then

Bedtime Bliss

Rhyming Stories

Frequently read rhymes to your child, e.g. by Dr. Seuss, Lynley Dodd, Quentin Blake.

Rhyme Alternatives

Make up new words to rhymes and wait for your child to supply the last rhyming word,

Little Bo-Big has lost her pig...

Mary had a little goat; its face was long and hairy. Whenever it appeared at school, it looked all sad and scary.

Useful Websites

Phonics Play

Alphablocks-Ceebies

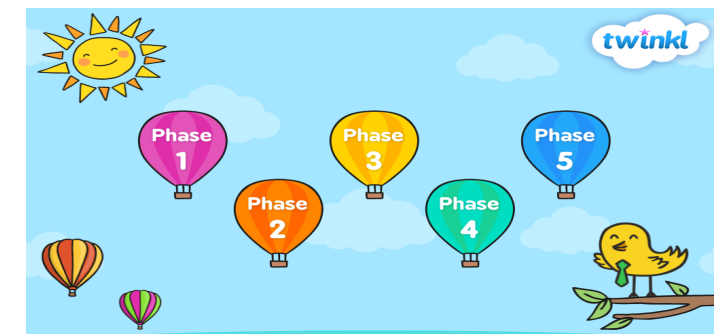
Twinkl (for resources)

Education City

Letters and sounds

Apps

There are lots of apps on devices (there is a Phonics Play app). If you are not sure in and see me and I can have a look.



Phonic Games and Ideas

Song Sack

Put a selection of objects in a bag that a child might associate with certain rhymes or songs. Get your child to feel inside the bag, for an object. Then sing the rhyme together adding actions or making it into a min-drama! The songs can be any that your child enjoys: traditional nursery rhymes, counting songs, action rhymes etc.



Chopsticks

Using a paper plate and some chopsticks play a simple sequence of sounds to a steady beat on the reverse side of the plate. For example, use the sticks to hit the floor, plate, floor, plate, floor.

Which Rhyme?

Clap the rhythm of a nursery rhyme or song that your child is familiar with. Can they recognise which one it is? (They may need some clues).

What am I thinking of?

Give your child three clues and they have to guess the object you are thinking of. 'It lives in a field. You get milk from it. It begins with a c.'

Bathtime Bubbles

Fish for Phonemes

Float foam letters or table-tennis balls with phonemes written on them in the bath. Ask your child to catch the letter that makes the sound (sssss, mmmmm).



Digraphs and Trigraphs

Digraph-is where two letter represent one sound such as 'ai' in **r-ai-n** and 'sh' in **sh-i-p**.

Trigraph-is where three letters represent one phoneme e.g. 'igh' in **n-igh-t** or 'air' in **h-air**

Split Digraph-has a letter that splits. i.e. comes between, the two letters in the digraph, as in **make** and **take**, where the 'k' separates the digraph 'ae' which in both words represents the phoneme 'ai'. There are six split digraphs in English spelling: 'a-e', 'e-e', 'i-e', 'u-e' and 'y-e', as in make, scene, like, bone, cube and type.

Knowledge

Children learn representations for the 44 sounds in the English language:

Set 1: s a t p

Set 7: y z,zz qu

Set 2: l n m d

Set 8: ch sh th ng

Set 3: g o c k

Set 9: ai ee igh oa

Set 4: ck e u

Set 10: oo ar or ur

Set 5: h b f,ff l,ll ss

Set 11: ow oi ear

Set 6: j v w x

Set 12: air ure er

Sight Words

There are some words which your child will encounter frequently in their reading and will probably wish to use in their writing which are not phonemically regular (can't sound out). Learning to read and write these 'sight' words requires a different approach using visual strategies, focusing on the 'sight' part of the word.

Phonic Games and Ideas

Mealtime Magic

Rhyming pairs-make up some simple rhymes like these:

I like rice-it's very nice

I like fish-on a dish

On the Move

Rhyme time-in the car, listen to and join in with nursery rhymes, counting rhymes or other rhyming songs.

My Mother went to Market

Play 'My mother went to market and brought...'

She has to buy things that begin with the same phoneme and the list of things she buys grows and grows-a sandwich, a sausage, a sock...

Tongue Twisters

Make up sound sentences where most of the words begin with

Jodie's jelly is juicy

Cheeky Charlie chomped on chips.

I spy

I spy with my little eye something beginning

with (the sound)



the same phoneme e.g.



Phonic Games and Ideas

Phoneme Treasure Hunt

Go around the house and find objects which have the same initial phoneme.

Make a collection of the objects on a tray (or pictures of the objects if they are big!)

Kim's Game

Play 'Phoneme Treasure Hunt' first. Kim's game is about looking, listening and remembering. First, encourage your child to name each object. Take one object away while they have their eyes closed. Finally, encourage your child to spot what is missing chanting the rhyme to help them:

It's not the cat

It's not the cap

It's not the curtains

It's not the cup

It must be the...!

Catch me Out

Use a puppet to deliberately say a word wrong in a rhyme and see if your child spots the mistake. E.G. Jack and Jill ... went up the road.

Little Miss Muffet sat on a ... chair.

Sound Effect City!

Whatever the game your child is playing encourage them to make the sound effects... and don't forget to join in! For example, if they are playing with a train set, they might make the sound of the train chugging along the track 'chchch'.

